



RTC UNIFORM AND PERSONNEL STANDARDS



References

NAVCRUITRACOM M-1552.1 (series) - Recruit Training Manual

NAVCRUITRACOMINST 1020.1 (series) - Uniform Policy and Regulations

NAVPERS 15665I - United States Navy Uniform Regulations



Enabling Objectives

- **REVIEW** US Navy Uniforms and Grooming Standards
- **REVIEW** US Navy Uniform Components
- **IDENTIFY** Recruit Training Command Specific Uniform Guidance
- **DESCRIBE** Personnel Inspection (PI) procedures and standards



Recruit Division Commander's Creed

These recruits are entrusted to my care, I will train them to the best of my ability. I will develop them into smartly disciplined, physically fit, basically trained Sailors. I will instill in them, and **demonstrate by my own example**, the highest standard of Honor, Courage, and Commitment.



Uniforms of RTC

- All uniforms and components worn will be in good repair and free from stains
- Loose threads shall be clipped to present a professional and maintained appearance
- Uniforms worn while at RTC
 - Navy Service Uniform (NSU)
 - Navy Type III Working Uniform (NWU)
 - Navy Service Dress Uniform (SDB/SDW)
 - Navy Physical Training Uniform (PTU)
 - Navy Coverall



Specific Uniform Guidance

- Specific guidance for RDC “C” School students exists
- When RDC “C” School uniform guidance differs from RTC Uniform Policy in this training, it will be specifically indicated
- All uniform components worn must include ownership markings (stencil)



Uniform of the Day

- Fleet Quality Assurance is responsible for issuing Uniform of the Day Requirements

UNIFORM OF THE DAY



FQADO: **BM1 MAYBERRY**

DATE: **22-Feb-19**

| UNIFORM ITEM | STATUS |
|----------------------|------------------------|
| NAVY WORKING UNIFORM | WEAR WITH SLEEVES DOWN |
| BALL CAP | SECURE |
| WATCH CAP | WEAR |
| MOCK TURTLENECK | WEAR |
| NECK GAITER | WEAR |
| GLOVES | WEAR THICK |
| SCARF | SECURE |
| PARKA | WEAR WITH LINER |
| FLAGS | CARRY |
| GUIDON | CARRY |
| CHILL CONDITION | GREEN |

NOTE IF YOUR DIVISION HAS AN EVENT THAT REQUIRES THE WEAR OF COVERALLS (FIREFIGHTING APPLICATIONS/BATTLESTATIONS), YOUR DIVISION WILL WEAR RAINCOAT WITH LINERS IF THE OUTSIDE TEMPERATURE IS 40F OR LESS IN ADDITION TO ALL OTHER APPLICABLE ITEMS LISTED ON THE UNIFORM OF THE DAY.

Predicted Temp at 0600

TEMP: **16**

Chill Index: **18**

Chance of Precipitation: **0%**

OOD:

ROVER:



Uniform of the Day (Cont'd)

- All staff members are required to be in the appropriate uniform at all times.
- While with a division, a staff member will not overdress beyond what recruits are authorized to wear.



Uniform of the Day (Cont'd)

- RDCs may reference the “Redbook” Recruit/RDC Authorized Uniform Substitution Table for specific UOD situations

| PRESCRIBED UNIFORM ITEM IS | AUTHORIZED SUBSTITUTION FOR RECRUITS | AUTHORIZED SUBSTITUTION FOR RDCs |
|---|---|---|
| WEAR PARKA | WEAR RAINCOAT SHELL IN ANY UNIFORM OTHER THAN NWUs. WEAR SWEAT TOP AND BOTTOM. | SWEATER <u>OR</u> EISENHOWER JACKET <u>OR</u> RAINCOAT SHELL |
| WEAR PARKA WITH LINER ⁽¹⁾ | WEAR RAINCOAT WITH LINER IN ANY UNIFORM OTHER THAN NWUs. WEAR SWEAT TOP AND BOTTOM. | SWEATER AND EISENHOWER JACKET <u>OR</u> RAINCOAT WITH LINER |
| WEAR RAINCOAT WITH LINER | (Phase I ONLY) WEAR RAIN COAT SHELL WITH SWEAT TOP AND BOTTOM | SWEATER AND EISENHOWER JACKET <u>OR</u> RAINCOAT WITH LINER <u>OR</u> PEA COAT |
| WEAR NWU (SLEEVES DOWN) | | SWEATER <u>OR</u> EISENHOWER JACKET MAY BE WORN WITH SHORT SLEEVE UNIFORM ONLY |
| WEAR WATCH CAP | (GRADUATION, LIBERTY ONLY) WEAR WHITE HAT WEAR EARMUFFS (IF AVAILABLE) (DIVISION/INDIVIDUAL PHOTOS, PIR PERFORMANCE UNITS) WEAR WHITE HAT WEAR EARMUFFS *IF EARMUFFS ARE NOT AVAILABLE; WEAR PRESCRIBED UOD CARRY WHITE HAT | GARRISON CAP/BALLCAP WITH EARMUFFS <u>OR</u> BLACK LEATHER CAP DOWN APPLICABLE COVER FOR DRESS UNIFORM WITH EARMUFFS |
| WEAR WATCH CAP WEAR SCARF <u>OR</u> WEAR WATCH CAP WEAR SCARF WEAR NECK GAITER | (GRADUATION, LIBERTY) WEAR WHITE HAT WEAR SCARF WEAR EARMUFFS (IF AVAILABLE) (INDIVIDUAL PHOTOS AS PER MITS) WEAR NECK GAITER (IF UOD) WEAR WATCH CAP CARRY WHITE HAT (DIVISION PHOTOS, PIR PERFORMANCE UNITS) WEAR WHITE HAT WEAR SCARF WEAR NECK GAITER WEAR EARMUFFS *IF EARMUFFS ARE NOT AVAILABLE OR NECK GAITER IS UOD; WEAR PRESCRIBED UOD ITEMS CARRY WHITE HAT | SCARF NECK GAITER GARRISON CAP/BALLCAP WITH EARMUFFS <u>OR</u> BLACK LEATHER CAP DOWN |

1) NWU PARKA AND LINER ARE ONLY AUTHORIZED TO BE WORN WITH THE NAVY WORKING UNIFORM. THE PARKA LINER WILL NOT BE WORN WITHOUT THE PARKA WHILE MARCHING WITH THE DIVISION.
2) FOR INDIVIDUAL PHOTOS, TRANSIT TO TRAILER IN PARKA WHEN UOD IS WEAR PARKA.
3) RAINCOAT AND LINER IS NOT AUTHORIZED FOR WEAR WITH THE NAVY WORKING UNIFORM, BUT MAY BE WORN WITH ALL OTHER UNIFORMS.
4) FOR PT, IF UOD IS SLEEVES DOWN, SWEAT TOP MAY BE WORN. IF UOD IS SLEEVES UP, SWEAT TOP WILL NOT BE WORN. IF THE SWEAT TOP IS WORN THE SWEAT BOTTOM MUST ALSO BE WORN. IF UOD DICTATES PARKA WEAR RECRUITS WILL WEAR SWEAT TOP AND BOTTOM. WEAR SWEAT PANTS TO ANY EVENT OTHER THAN PT.
5) RECRUITS IN A DIVISION MUST BE DRESSED UNIFORMLY.
6) RDCs ARE AUTHORIZED TO WEAR WATCH CAP WITH AN OUTER GARMENT, IF PRESCRIBED AS UOD FOR RECRUITS.
7) BLACK LEATHER CAP WILL ONLY BE WORN IN THE CONFINES OF RTC. PROPER WEAR IS EAR FLAPS DOWN AND CHIN STRAP FASTENED. LEATHER CAP MAY BE WORN IN COVERALLS, NWUs, NSUs OR PT GEAR IF UOD PERMITS.
8) POST GRADUATION RECRUITS MAY WEAR PEA COAT WHILE ON LIBERTY.



Uniform of the Day (Cont'd)

- RDCs shall wear Navy Service Uniform Monday, Tuesday, Thursday, and Friday
- RDCs may wear Navy Working Uniform on Wednesday, Saturday, and Sunday
- Staff members are not authorized to relax their uniform appearance at any time while onboard RTC



PTU – General

- RDCs have one-hour following scheduled PT to return to uniform of the day
- Earphones are not authorized with the PT uniform during formal PT activities
- PT Uniform may be worn in Ship's Galleys provided sweats or track suit trousers are worn
- While in PTU, staff members may wear clear armband for carrying Military ID
- For foul weather, the Navy All Weather Coat (with insignia and aiguillette) may be worn



PTU – Basic Components

- **Shirt**
 - Tucked in at all times onboard RTC
 - RDCs may wear CPOA or POA shirt as substitute for standard Navy Shirt
- **Shorts**
 - Worn fully on waist, will not extend below knee
- **Socks**
 - Plain black, ankle height
- **Shoes**
 - Conservative in color
 - RDC “C” School Students may not wear minimalist style shoes
- **Compression Shorts**
 - Black or Navy in color, not visible when standing



PTU – Cover

- Standard Navy ballcap is required when with division
- Center rank insignia 1 ¼” above visor
- When UOD indicates to wear watchcap, RDCs may wear watchcap or extreme weather cap





PTU – Optional Items

- Either Navy Fitness Suit or Sweat Suit may be worn with division in training, but all RDCs shall match uniforms
- Navy Fitness Suit
 - Fitness suit top will be jacket with silver piping and gold Navy lettering across left front and back center
 - If fitness suit jacket is worn, pants must be worn.
 - Black, Blue or Gold sweat top / pants or RTC POA / CPOA (hood authorized) may be worn under Navy Fitness Suit.
- Navy Sweat Suit
 - May be “old-style” or new Navy Sweat Suit
 - POA and CPOA sweat shirts may be worn as substitute for standard Navy Sweat top
 - If sweat top is worn, track suit pants or sweat pants must be worn



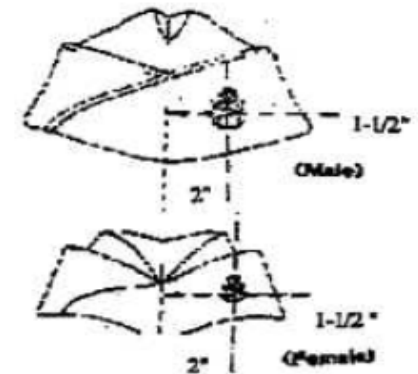
NSU – General

- Cover
- Blouse
- Undershirt
- Trousers
- Belt
- Buckle
- Socks
- Dress Shoes
- Collar Device
- Aiguillette
- Name Tag
- Ribbons
- Warfare Device(s)
- RDC Badge (Push Phase)



NSU– Cover

- **Combination Cover**
 - Worn squarely on head, approximately 1 ½” above the eyebrows and visor just above eyes
- **Garrison Cover**
 - Worn squarely on head with fore-aft crease centered between eyebrows
 - Worn with lowest point approx. 1” above eyebrows
 - Cover rank insignia
 - Centered 2” from front and 1 ½” from bottom







NSU – Blouse

- Worn with collar devices, aiguillette, name tag, ribbons, and RDC badge (“cookie”)
- Shirt stays nto mandatory, but highly encouraged to enhance appearance of blouse
- Female CPOs may wear overblouse or standard Khaki shirt
- Blouse will not be ill-fitting (i.e. overly loose or tight in fit)



NSU – Blouse (Collar Device)

- CPO Collar Device
 - Center insignia 1" from the front and lower edges of the collar
 - Center insignia on vertical axis on collar
 - The lower point of the insignia is 1" from the pinnacle of collar
- PO Collar Device
 - Center insignia 1" from the front and lower edge of collar
 - Center insignia on vertical axis of collar





NSU – Blouse (Aiguillette)

- Red Aiguillettes are worn by qualified Recruit Division Commanders
- Blue Aiguillettes are worn by RDC “C” School students
- Aiguillette Placement
 - Attach to left shoulder $\frac{1}{4}$ ” above seam of sleeve
 - Males:
 - Wear centered on crease of sleeve
 - Females (overblouse):
 - Wear centered on shoulder seam





NSU – Blouse (Name Tag)

- Name tags are to be worn by all RTC staff members when in NSU
- Nametag Placement
 - Centered over right pocket
 - Place $\frac{1}{4}$ " above pocket
- Nametag Placement (overblouse)
 - Centered on vertical seam of blouse
 - Bottom of nametag $6 \frac{1}{4}$ " from shoulder seam





NSU – Blouse (Ribbons)

- All earned ribbons will be worn
- Ribbons and devices will present a neat appearance
- Ribbon Placement:
 - Centered $\frac{1}{4}$ " over left pocket
- Ribbon Placement (Overblouse):
 - Centered on vertical seam of blouse, parallel to deck
 - Bottom of ribbons $6 \frac{1}{4}$ " from shoulder seam





NSU – Blouse (Warfare Device)

- If two warfare devices have been earned, both will be worn
- Warfare device earned first, will be worn as the Primary Device
- Device Placement:
 - Primary: Centered $\frac{1}{4}$ " above ribbons
 - Secondary: Centered $\frac{1}{4}$ " below top of left pocket





NSU – Blouse (RDC Badge)

- Worn by qualified RDCs and Students in “Shadow” phase
- Badge Placement:
 - Centered between the lower part of pocket flap and bottom of left pocket
- Badge Placement (Overblouse):
 - Centered $\frac{1}{4}$ ” above nametag





NSU – Trousers

- Fit to member with no excessive bagginess, bunching, nor excessively tight
- When worn at member's waist, the bottom of the trousers will not touch the deck nor exceed 2" above the deck
- No carried items will protrude from trouser pockets
- If worn, shirt stays will be under dress socks



NSU – Belt and Belt Buckle

- Belt will be worn through all loops with excess belt material not exceeding 6” past buckle clasp
- Belt material may be nylon, cotton, poly wool, or CNT material
- Command belt buckles may be worn, but will not exceed 3” in width and 2.5” in height
- Standard buckle or those with imposed rank insignia will be worn for all personnel inspections





NSU – Dress Shoes

- Patent Leather or synthetic (CORFRAM) dress shoes may be worn
- Shoes will be worn with laces tight and single knotted
- Shoe laces will not have “bridge” present between bottom eyelets
- Upper and lower shoe will be cleaned and shined
- Black boots may be worn by RDCs on push, RDC “C” School students in Shadow phase of training, and during times of inclement weather



NSU - Outergarments

- Watchcap or extreme weather cap may be worn with NSU if prescribed by UOD and member is wearing appropriate jacket
- Aiguillette will be worn on outergarment
- Approved Jackets:
 - Eisenhower Jacket
 - Reefer / Peacoat
 - All Weather Coat (Raincoat)
 - Bridge Coat
 - Aviator's Leather Jacket
 - Navy Cold Weather Parka



NWU – General

- Cover
- Blouse
- Undershirt
- Trousers
- Belt
- Buckle
- Boots
- Boot Socks
- Blousing Straps
- Aiguillette
- Rank Tab
- Warfare Device
- RDC Badge
- Sleeve Patches



NWU – Cover

- Standard 8-Point with Navy ACE
- The bill will not be rolled nor creased
- Worn squarely on head with visor in line just above eyes





NWU – Blouse

- Wear with all buttons buttoned, except the top collar button
- When worn with sleeves down, fasten second button to tighten on wrists
- Length of the blouse will not extend past the top of trouser cargo pocket nor be above side pocket opening
- When worn with sleeves up:
 - Sleeves will be rolled to a point approximately 2” above the wearers elbow
 - Rolled cuff will collect all loose material and be approximately 3” in width



NWU – Blouse (Aiguillette)

- Aiguillette Placement:
 - $\frac{1}{4}$ inch above catch hem of left shoulder
 - Centered on shoulder seam





NWU – Blouse (Warfare Device)

- When transitioning to Shadow phase of training, it is necessary for those with a primary and secondary device to stack devices above US NAVY.





NWU – Blouse (RDC Badge)

- Wear badge in Shadow Phase of training
- Badge Placement:
 - Worn centered on pocket





NWU – Blouse (Rank Tab/Patches)

- Rank Tab and Patches will be worn by all Staff members when in NWU Type III
- Rank Tab additionally worn on Parka and Liner tab





NWU – Trousers

- Trousers will present a neat fitting appearance
- Trousers will be worn with blousing straps at all times by Staff members
- Blousing straps will be worn tightly around boot and placed in between the third and fourth eyelet
- Blousing straps should minimize material protrusion from the bottom of trousers
- Material should not protrude out of blousing straps past the third and fourth eyelet



NWU – Belt / Belt Buckle

- Belt will be cotton or nylon material
- CPOs will wear khaki belt with gold buckle
- POs will wear black belt with silver buckle
- Requirements for belt buckles mirror those of the NSU
- Rigger's Belts are optional for wear but will not be worn for personnel inspections



NWU – Boots

- RDCs on push and students in RDC “C” School shall wear black boots while in NWUs
- Coyote Brown boots are optional for all other staff in NWUs and RDCs not on push
- Boots will be polished in their entirety
- When laced, the bottom eyelets of the boot will not present a “bridge”
- When tied, laces are tucked into the top of the boot
- Laces will not be wrapped nor double knotted for inspection



NWU – Outer garments

- Type III Parka
 - May be worn when prescribed by UOD
 - Aiguillette Placement:
 - Centered 3” above left sleeve pocket



NWU – Outer garments

- Parka Liner
 - May be worn as stand-alone outer garment or in conjunction with Parka
 - My not be worn as stand-alone if Parka is not prescribed as “wear” on UOD
 - Aiguillette Placement:
 - Centered on shoulder approximately 5 ½” down from collar





SDB – CPO General

- Cover
- Dress Shirt
- Neck Tie (Males)
- Neck Tab (Females)
- Trousers
- Dress Socks
- Dress Shoes
- Epaulet Rank
- Aiguillette
- Ribbons
- Warfare Device
- RDC Badge
- Tie Clip (Optional)



SDB – CPO (Cover)

- **Combination Cover**
 - Worn squarely on head, approximately 1 ½” above the eyebrows and visor just above eyes





SDB – CPO (Dress Shirt)

- Epaulettes worn on left and right shoulder with flukes outboard (away from wearer)
- Shirt Stays may be worn to enhance appearance
- Cufflinks may be worn with Dress Shirt





SDB – CPO (Neck Tie/Tab)

- **Male Neck tie will be tied utilizing a four-in-hand, half Windsor, or Windsor knot**
 - When tied, the neck tie will cover the top button of dress shirt and fall no further than 1” above wearers belt buckle. Will not cover belt buckle
 - If worn, tie clips will be centered at a point measured from the bottom of knot to the end of the tie
- **Female Neck tab will be worn so that the outer edges are parallel to the collar**
 - Equal amounts of neck tab will show on each side of the neck tab
 - Neck tab will cover the top bottom of dress shirt




SDB – CPO (Jacket)

- Although differences exist in Male and Female SDB Jackets, components are worn in the same fashion
- Jacket will be fit so that sleeves fall to a point between the wrist and first knuckle of the thumb while at attention
- When worn, all Jacket buttons will be fastened



SDB – CPO (Jacket Aiguillette)


- Aiguillette Placement:
 - Worn centered on shoulder seam
 - Centered ¼” above sleeve seam





SDB – CPO (Jacket Ribbons)

- Ribbon Placement:
 - Center ¼” over breast pocket





SDB – CPO (Jacket Warfare)


- If two warfare devices have been earned, both will be worn
- Warfare device earned first, will be worn as the Primary Device
- Device Placement:
 - Primary: Centered $\frac{1}{4}$ " above ribbons
 - Secondary: Centered $\frac{1}{4}$ " below top of breast pocket





SDB – CPO (Jacket RDC Badge)


- RDC Badge Placement:
 - If secondary warfare device present: ¼” below warfare device
 - If no secondary warfare device: ¼” below bottom of pocket flap
 - Center from left to right below pocket flap





SDB – CPO (Belt / Buckle)

- Belt will be worn through all loops with excess belt material not exceeding 6” past buckle clasp
- Belt material will be poly wool or CNT
- Standard buckle or those with imposed rank insignia will be worn for all personnel inspections
- Buckle position on belt will be set so belt tab is flush with buckle (metal-metal)





SDB – CPO (Trousers)

- Fit to member with no excessive bagginess, bunching, nor excessively tight
- When worn at member's waist, the bottom of the trousers will not touch the deck nor exceed 2" above the deck
- No carried items will protrude from trouser pockets
- If worn, shirt stays will be under dress socks



SDB – (CPO Shoes)

- Patent Leather or synthetic (CORFRAM) dress shoes may be worn
- Shoes will be worn with laces tight and single knotted
- Shoe laces will not have “bridge” present between bottom eyelets
- Upper and lower shoe will be cleaned and shined



SDB – PO General

- Cover
- Jumper Top
- Undershirt
- Neckerchief
- Trousers
- Dress Socks
- Dress Shoes
- Ribbons
- Aiguillette
- Warfare Device
- RDC Badge



SDB – PO (Cover)

- May be made of new poly blend or cotton material. If cotton cover used, must be laundered
- Worn squarely on head 1 1/2" above eyebrows with seam in the back
- Must be clean and have ownership marking along brim's back seam



SDB – PO (Jumper)

- Jumper will have clean piping and present a pleasing fit
- Sleeves will be tailored to ensure material is not bunched at wrists
- Jumper top will cover all but the bottom button on left and right side of trousers
- Jumper will have ownership marking on sewn in tag beneath tar flap



SDB – PO (Jumper Aiguillette)

- Aiguillette Placement:
 - Center on shoulder seam
 - Position $\frac{1}{4}$ " above shoulder catch hem





SDB – PO (Jumper Rocker)

- Rocker Placement:
 - Centered on sleeve crease approx. 3/8” below lower row of shoulder seam stitching





SDB – PO (Jumper Ribbons/Warfare)

- Ribbon Placement:
 - Centered ¼” above pocket catch hem
- Warfare Device Placement:
 - Primary ¼” above ribbons
 - Secondary ¼” below pocket catch hem





SDB – PO (Jumper Badge)

- RDC Badge Placement:
 - If secondary warfare present, position badge ¼” below device
 - If no secondary device, center on pocket





SDB – PO (Trousers)

- Trousers will be tailored so they do not touch the deck when worn around waist
- Trousers length will not be more than 2” above the deck when worn around waist
- Only the bottom button shall be visible when at attention
- Laces in back IAW NAVCRUITRACOMINST M-1552.1 (series)



SDB – PO (Dress Shoes)

- Patent Leather or synthetic (CORFRAM) dress shoes may be worn
- Shoes will be worn with laces tight and single knotted
- Shoe laces will not have “bridge” present between bottom eyelets
- Upper and lower shoe will be cleaned and shined



Grooming: Faddish Hair Styles

- Faddish styles and outrageous multicolored hair are NOT authorized.
- Includes haircuts with a distinct visible line (bowl cut or mohawk).





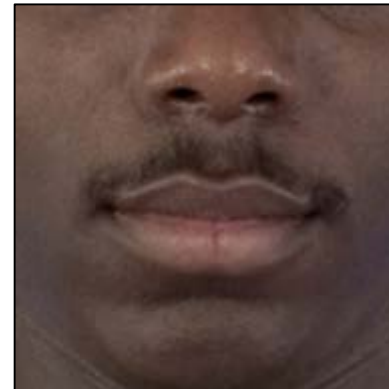
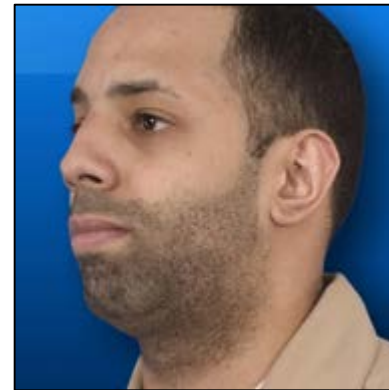
Male Grooming: Hair

- No longer than 4” and not touch the ears, collar, extend below eyebrows.
- The bulk of the hair shall not exceed approximately 2”.
- Hair may NOT be plaited or braided while in uniform or duty status.
- One natural, fore and aft, narrow part may be cut, clipped, or shaved into the hair.
- May Shave head, if trimmed everyday.



Male Grooming: Facial Hair

- A beard may only be worn for medical reasons authorized by the Commanding Officer.
- Mustache shall NOT go more than $\frac{1}{4}$ " beyond a vertical line drawn from the corner of the mouth.
- Sideburns shall be even width (not flared) and end with a clean-shaven horizontal line.





Female Grooming: Hair




- May touch, but not fall below the lower edge of the back of the collar.
- Hair bulk (minus bun) will NOT exceed 2".
- Hair may extend a maximum of 1 ½" below the top of the jumper collar.
- Will NOT interfere with the proper wearing of headgear / protective masks.
- Hair accessories must be consistent with the hair color.



Female Grooming: Locks / Ponytails

- A single or French braid, or a ponytail in NWU's, NSU's, and PTU's are authorized.
- The end may extend up to 3" below the lower edge of the collar.
- Locks may be loose, but must continue from root to end of hair in one direction; over the whole head.
 - Space, diameter, and width no more than 3/8".





Female Grooming: Bun/Rows/Braids



- Bun shall not exceed 3" in bulk; diameter not to exceed width of head.
- Two rolls/braids on each side of head; no more than 1" in diameter.
- Multiple braids must encompass whole head; no more than 1/4" in diameter.
- Rows are symmetrical fore and aft; no more than 1/4" in diameter and 1/8" of scalp between.



Personnel Inspection

- Belt Buckles must be Navy Standard issue, but may include rank insignia
- Chief Petty Officers and Officers will wear appropriate Combination Covers
- Females may not wear pony tails for Personnel Inspections
- Boots are not authorized with NSU during Personnel Inspections



Personnel Inspection

- Personnel Inspections include:
 - Sailor's Creed
 - Uniform Inspection
 - Question
 - Military Drill Commands and Execution



Personnel Inspection

- Students will be graded on a 5.0 Scale
- Students in Classroom Instruction Phase must achieve a score of 4.8 to pass
- Students in Division Instruction (Shadow) Phase of training must achieve a score of 4.7 to pass
- All Personnel Inspection failures will result in a re-inspection
- Re-inspection failures will result in 1-a-day uniform inspections



Personnel Inspection

- Students will be inspected in the following uniforms:
 - PT Uniform at every PT evolution
 - Navy Service Uniform (x1 during Classroom Phase), weekly when on-push
 - Navy Service Dress Uniform (x2 during Classroom Phase)
 - Navy Working Uniform (x1 during Classroom Phase), three times on-push



Personnel Inspection

- Questions
 - Rate and Rank Recognition
 - Chain of Command
 - Core Attributes
 - Commanding Officers MVGP
 - General Orders
 - Any tested Curriculum areas (i.e. follow test-out of material)



Personnel Inspection

- Phases of Inspection
 - Instructors Report
 - Sailor's Creed
 - Question
 - Uniform Inspection
 - Military Movements
 - RDC Creed
 - Fall out



Enabling Objectives

- **REVIEW** US Navy Uniforms and Grooming Standards
- **REVIEW** US Navy Uniform Components
- **IDENTIFY** Recruit Training Command Specific Uniform Guidance
- **DESCRIBE** Personnel Inspection (PI) procedures and standards



Questions?

